

**West Cheshire Together Local Strategic Partnership**

**General meeting report.**

**AGENDA ITEM. 6.**

Report title	West Cheshire Local Area Agreement (LAA) Performance Report
Description	The report provides the Partnership with: <ul style="list-style-type: none"><li>• Delivery Planning Update</li><li>• Use of Potential LAA Reward Grant</li><li>• 2008/09 Outturn Position</li></ul>
Document purpose	For West Cheshire LSP to receive an update on a number of LAA related issues.
Circulation list	West Cheshire LSP
Decision/Action required	<ol style="list-style-type: none"><li>1. That the Thematic Leads ensure that all delivery plans are sufficiently robust to drive forward service delivery and in-year performance monitoring.</li><li>2. That the LAA reward grant allocation policy set out in paragraph 13 be approved</li></ol>
Author	Alistair Jeffs - Cheshire West and Chester Council
Contact details	<a href="mailto:Alistair.Jeffs@cheshirewestandchester.gov.uk">Alistair.Jeffs@cheshirewestandchester.gov.uk</a> Tel: 01244 972228
Publication date	20/07/2009
Target audience	West Cheshire LSP
Cross reference	West Cheshire LSP LAA PMF (Performance Management Framework) paper 30/04/2009

## Report to West Cheshire Chester Local Strategic Partnership

---

**Date of meeting:** 30 July 2009  
**Author:** Alistair Jeffs, Cheshire West and Chester Council  
**Title:** **Local Area Agreement Performance Report**

---

### Purpose of Report

1. This report explains the 2008/9 LAA outturn performance, provides an overview of progress by the Thematic Partnerships in the preparation and signing of the 2009/10 delivery plans, and summarises the recently published LAA performance reward grant scheme.

### Recommendations

2. That the Thematic Leads ensure that all delivery plans are sufficiently robust to drive forward service delivery and in-year performance monitoring.
3. That the LAA reward grant allocation policy set out in paragraph 13 be approved.

### 2008/9 LAA Outturn

4. The LAA 2008/09 outturn results for Cheshire West and Chester are shown in Appendix 1. Of the 34 'designated' indicator measures there are 13 where we are unable to report an end year performance result (e.g. targets not set at the outset of the LAA or information not yet received due to time lag to cleanse/confirm results). Of the remaining 21 we have failed to meet nine, i.e. 43%. These are:

- NI 4 Percentage of people who feel they can influence decisions in the locality
- NI 117 16 to 18 year olds who are not in education, employment and training
- NI 121 Mortality rate from all circulatory diseases at ages under 75
- NI 123 Stopping smoking
- NI 141 Percentage of vulnerable people achieving independent living
- NI 142 Percentage of vulnerable people who are supported to maintain independent living
- NI 154 Net additional homes provided
- NI 155 Number of affordable homes delivered
- NI 169 Non-principal roads where maintenance should be considered

5. Another key outturn performance issue is that the final position for a number of the 'designated' measures does not reflect the in-year projection reported to the LSP. This is for a variety of reasons (see below) but to ensure this picture is not repeated in future years the LSP agreed on 30 June a revised Performance Management Framework based on robust indicator delivery plans that set out the key actions, milestones and interim targets to be achieved during 2009/10. A summary of progress on the delivery plans is provided in paragraphs 8 and 9.

6. In examining the 2008/9 outturn figures and their implications to the final three year targets, it is important to note that the LAA review/refresh undertaken earlier this year revised a number of the final 2010/11 targets or set targets where previously they had been left blank. For example NI4 concerning the percentage of people who feel they can influence decisions in the locality has a 2010/11 target of 31%, compared to an original target of 40% for 2008/9 and an outturn of 26.7%, i.e. the 2008/9 outturn needs to be considered not only against the 2008/9 target but also the journey ahead to meet the 2010/11 final outcome.

7. In summary the LAA year 1 results are disappointing but there remains time to take corrective actions. Listed below are a number of factors that have contributed to the outturn position:

- Over optimistic target setting (partially imposed by GONW)
- Poor/non-existent delivery plans to monitor progress
- A focus on monitoring inputs rather than their impact on the target outcomes
- A lack of challenge/scrutiny to underperformance
- LAA targets not recognised as critical/priority performance measures
- Impact of LGR and diverted attention from the LAA.

### **Delivery Plan Progress**

8. Progress on the completion of the delivery plans by Thematic Partnership is summarised in Appendix 2. The LSP performance management group have been consulted on the delivery plans and are in the process of providing feedback to the Thematic Partnerships. Overall the delivery plans represent a significant step forward from those in place during 2008/9 but in a number of cases there remains a need for further information.

9. Clearly poor or inadequate delivery plans contributed to a disappointing outturn position for 2008/9. Therefore it is vital that lead officers and lead organisations ensure that the delivery plans are sufficiently robust. The current assessment is:

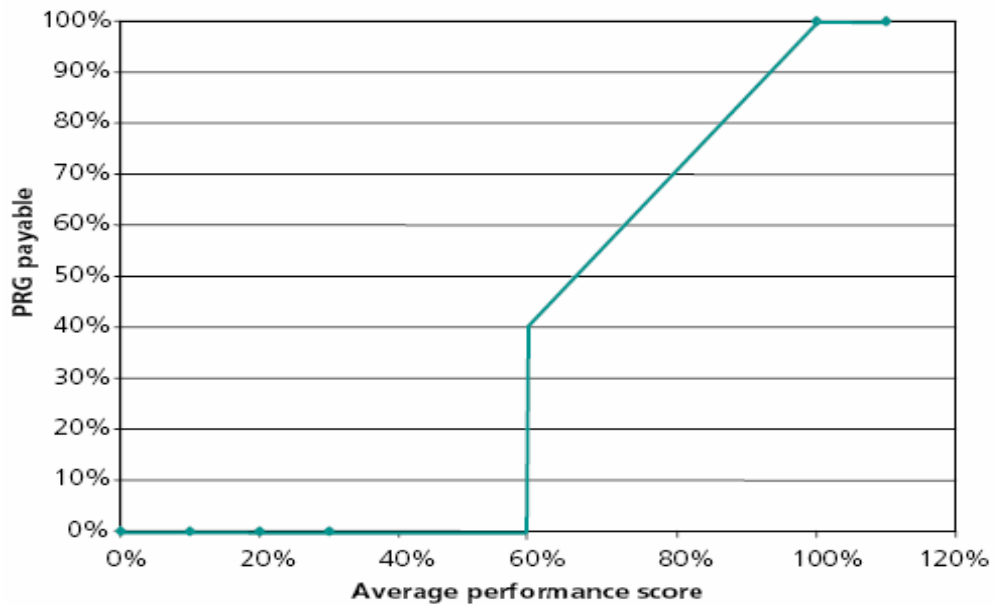
- Designated indicators – 33 of the 34 delivery plans have been completed but the quality varies significantly. Only NI33 (arson) and NI20 (assault with injury), pass an initial performance management quality check with flying colours, i.e. targets at APB, clear milestones, interim targets, and explicit involvement of contributory partners.

- APB Targets – Only 4 of the 34 designated indicators have set APB targets, i.e. assault with injury crime rate, arson incidents, working age people claiming benefits, and affordable homes. Thematic Partnerships need to consider these gaps alongside the current work by APBs in setting their priorities.
- In Year APB Targets – Only two targets have APB in-year measures.
- In-year milestones – There is a major reliance on lead partner in delivery of milestones/actions. If contributory partners have been defined in the LAA list, why are they not having a key support role with their actions listed?
- Local indicators – No “exemplar” delivery plans and all have some missing information. There are still big gaps with regards to Children and Young People and Health and Well Being.
- In Year LAA Targets – Only 18 of the 34 designated targets have in year targets. Can this be improved?
- Risks – Risks sections have been completed in all designated delivery plans but different approaches have been applied to the scoring. Standardisation is needed with support from CWAC Audit and Risk team.
- Equality Impact Assessments – CWAC policy officers to liaise with partners and agree methodology for completion.

### **LAA Performance Reward Scheme**

10. The Government has recently confirmed the national LAA performance reward grant scheme. In practise, achievement of any reward grant will be very challenging.

11. The scheme offers performance grant of £2.063m if all 34 “designated” indicators achieve their targets in full. Reward grant is paid against a sliding scale (see below) that starts once the average performance across the 34 designated indicators hits 60% (i.e. no reward grant is paid if the average performance is below 60%). In monetary terms this means that if we achieve an average reward score of 60% payment will be £825k, with each percentage point above worth approximately £31k. Reward grant is paid as 72% revenue and 28% capital with payment in two instalments in the two years following the completion of the LAA i.e. 2011/12 and 2012/13. Appendix 3 sets out a worked example of how the reward scheme is calculated.













12. The LSP will receive quarterly updates of projected LAA reward grant. This will be calculated using the forecasted outturn performance by the LAA delivery plan lead officers (linked to performance against key milestones/interim targets) and by applying the methodology set out in Appendix 3.






13. To provide clarity as to the use of any future LAA reward grant it is recommended that the LSP agree to pool all earned grant to support future joint partnership activity. The accounting mechanisms and administrative procedures supporting the pooled fund can be confirmed once there is greater clarity regarding the final position of the LAA










**Designated Improvement Targets – Summary of 2008/09 Performance compared with 2008/09 target:**

Total number of indicators:	34
Total number of indicators that can be assessed RAG:	21
% of indicators that are green:	<b>52%</b>
% of indicators that are amber:	<b>5%</b>
% of indicators that are red:	<b>43%</b>

<b>By Thematic Partnership:</b>				<b>%</b>	<b>%</b>	<b>%</b>
Safer and Stronger Communities:	1	0	4	20	0	80
Health and Wellbeing:	4	1	4	44	12	44
Children and Young People:	1	0	1	50	0	50
Business Enterprise and Culture:	0	0	1	0	0	100
Environmental Sustainability:	3	0	1	75	0	25
<b>Totals:</b>	<b>9</b>	<b>1</b>	<b>11</b>	<b>43</b>	<b>5</b>	<b>52</b>

Priority	National Indicator	Improvement Target 2008/09	Lead Partner	Outturn 2008/09	Performance	Thematic Partnership
<b>Designated Improvement Targets:</b>						
1). Stronger Communities	NI 4 % of people who feel they can influence decisions in the locality	40.0%	Cheshire West & Chester	26.9%		Safer & Stronger Communities
2). Stronger Communities	NI 8 Adult participation in sport and active recreation	25.4%		26.1%		Health & Wellbeing
3). Safer Communities	NI 18 Adult re-offending rates for those under probation supervision	32.50%	Cheshire Probation Service	8.7% (predicted) Actual Unavailable	<i>Data not available until September 2009</i>	Safer & Stronger Communities
4). Safer Communities	NI 20 Assault with injury crime rate	2352*	Cheshire Constabulary; Cheshire Police Authority	2266 (6.9)*		Safer & Stronger Communities
5). Safer Communities	NI 21 Dealing with local concerns about anti-social behaviour and crime by the local councils and police	5.0%*	Cheshire West & Chester	26.5%	<i>Place Survey carried out every 2 years</i>	Safer & Stronger Communities
6). Safer Communities	NI 30 Re-offending rate of prolific and priority offenders	19%	Cheshire Probation Service	Unavailable	<i>Awaiting data from the Home Office</i>	Safer & Stronger Communities
7). Safer Communities	NI 32 Repeat incidents of domestic violence	27%	Cheshire Constabulary	25.7%		Safer & Stronger Communities
8). Safer Communities	NI 33 Arson incidents	1073	Cheshire Fire and Rescue Service	940 (28.65)		Safer & Stronger Communities
9). Safer Communities	NI 47 People killed or seriously injured in road traffic accidents	238*		235 (8.21% reduction)		Safer & Stronger Communities
10). Children & Young People	NI 56 Obesity in primary school age children in Year 6 (based on Western Cheshire PCT)	17.9%	NHS Western Cheshire	17.5%**		Children & Young People
11). Children & Young People	NI 110 Young people's participation in positive activities	Not set	Connexions (Cheshire West & Chester)	70.2%	<i>No target set</i>	Children & Young People
12). Children & Young People	NI 111 First time entrants to the Youth Justice System aged 10-17	Not set	Cheshire Youth Offending Team	Unavailable	<i>Data not available until September 2009</i>	Children & Young People

Priority	National Indicator	Improvement Target 2008/09	Lead Partner	Outturn 2008/09	Performance	Thematic Partnership
13). Children & Young People	NI 112 Under 18 conception rate	Countywide: 32% reduction	Cheshire West & Chester	Unavailable	<i>Data not available until February 2010</i>	Children & Young People
14). Children & Young People	NI 115 Substance misuse by young people	Not set		12.2%	<i>No target set</i>	Children & Young People
15). Children & Young People	NI 117 16 to 18 year olds who are not in education, employment and training (NEET)	4.1%	Connexions (Cheshire West & Chester)	5.4%		Children & Young People
16). Adult Health & Wellbeing	NI 120 All-age all cause mortality rate (based on Western Cheshire PCT)	Male: 640 Female: 462	NHS Western Cheshire	M: 672.3 F:508.1		Health & Wellbeing
17). Adult Health & Wellbeing	NI 121 Mortality rate from all circulatory diseases at ages under 75 (based on Western Cheshire PCT)	61.88		72.1		Health & Wellbeing
		(a) No. of 4 week smoking quitters who attended NHS Stop Smoking Services: 1,815 (b) Population aged 16+: 193,906 © Smoking quitters per 100,000 population aged 16 & over: 936		893		Health & Wellbeing
19). Adult Health & Wellbeing	NI 125 Achieving independence for older people through rehabilitation/intermediate care	None set	NHS Western Cheshire; Cheshire West & Chester	61.1%	<i>No target set</i>	Health & Wellbeing
20) Adult Health & Wellbeing	NI 130 Social care clients receiving Self Directed Support (direct payments and individual budgets – adults all ages)	720 people		773 people		Health & Wellbeing

Priority	National Indicator	Improvement Target 2008/09	Lead Partner	Outturn 2008/09	Performance	Thematic Partnership
21). Adult Health & Wellbeing	NI 135 Carers receiving needs assessment or review and a specific carer's service, or advice and information	47%				Health & Wellbeing
22). Tackling exclusion & promoting equality	NI 141 % of vulnerable people achieving independent living	68%				Health & Wellbeing
23). Tackling exclusion & promoting equality	NI 142 % of vulnerable people who are supported to maintain independent living	98.7%		97.15%		Health & Wellbeing
24). Tackling exclusion & promoting equality		0.33% reduction on baseline of 30%	Jobcentre Plus	29.19% (August 08)		Business, Enterprise & Culture
25). Local Economy	NI 154 Net additional homes provided	890	Cheshire West & Chester Cheshire West & Chester	733		Environmental Sustainability
26). Tackling exclusion & promoting equality	NI 155 Number of affordable homes delivered (gross)	249				Environmental Sustainability
27). Tackling exclusion & promoting equality	NI 156 Number of households living in temporary accommodation	63		27		Health & Wellbeing
28). Local Economy	NI 163 Proportion of population aged 19-64 for males and 19-59 for females qualified to Level 2 or higher	73.2%	Cheshire West & Chester	Interim: 73.3%	<i>Data not available until Nov 2009</i>	Business, Enterprise & Culture
29). Local Economy	NI 164 Proportion of population aged 19-64 for males and 19-59 for females qualified to Level 3 or higher	55.4%		Interim: 52.7%		Business, Enterprise & Culture
30). Local Economy	NI 168 Principal roads where maintenance should be considered	3%		3%		Environmental Sustainability
31). Local Economy	NI 169 Non-principal roads where maintenance should be considered	3%		4%		Environmental Sustainability

Priority	National Indicator	Improvement Target 2008/09	Lead Partner	Outturn 2008/09	Performance	Thematic Partnership
32). Local Economy	NI 171 New business registration rate	None set	Cheshire West & Chester	Unavailable	<i>Data will not be available until end of December 2009</i>	Business, Enterprise & Culture
33). Environmental Sustainability	NI 186 Per capita reduction in CO2 emissions in the local authority area	10.55 t per capita (28,000 CO2 saved)		Unavailable	<i>Data will not be available until Nov/Dec 2009</i>	Environmental Sustainability
34). Environmental Sustainability	NI 191 Residual household waste per household	764 kg		Unavailable	<i>Awaiting confirmation of tonnage data</i>	Environmental Sustainability

2009/10 LAA Delivery Plans – completion analysis

LAA designated indicators

Priority	National Indicator	Approved by Thematic Board?	Baseline	Targets	APB baseline	APB targets	Risks identified	EIA required	In-year targets		In-year milestones/ actions included	
									LAA	APB	Lead partner	Contributory partner
1. Stronger Communities	NI 4 % of people who feel they can influence decisions in the locality	Safer and Stronger meeting 17/07/09	✓	✓	✓	x	✓	✓	x	Not set as Place Survey indicator, no other in year targets identified	✓	x
2. Stronger Communities	NI 8 Adult participation in sport and active recreation	Health and Well-being responsibility. Development of plan not yet commenced. Next meeting 24/07/09										
3. Safer Communities	NI 18 Adult re-offending rates for those under probation supervision	Safer and Stronger meeting 17/07/09	✓	✓	x	x	✓	x Cheshire Probation Service already undertaken EIA	✓	x	✓	x

Priority	National Indicator	Approved by Thematic Board?	Baseline	Targets	APB baseline	APB targets	Risks identified	EIA required	In-year targets		In-year milestones/ actions included	
									LAA	APB	Lead partner	Contributory partner
4. Safer Communities	NI 20 Assault with injury crime rate		✓	✓	✓	✓	✓	✓	✓	✓	✓	✓

Priority	National Indicator	Approved by Thematic Board?	Baseline	Targets	APB baseline	APB targets	Risks identified	EIA required	In-year targets		In-year milestones/ actions included	
									LAA	APB	Lead partner	Contributory partner
5. Safer Communities	NI 21 Dealing with local concerns about anti-social behaviour and crime by the local councils and police	Safer and Stronger meeting 17/07/09	✓	✓	✓	✗	✓	✓	✗ Not set as Place Survey indicator, no other in year targets identified	✗	✓	✗
6. Safer Communities	NI 30 Re-offending rate of prolific and priority offenders		✓	✓ <sub>2009/10</sub> ✗ <sub>2010/11</sub>	✗	✗	✓	✓	✓	✗	✓	✗
7. Safer Communities	NI 32 Repeat incidents of domestic violence		✓	✓	✗	✗	✓	✓	✓	✗	✓	✗
8. Safer Communities	NI 33 Arson incidents		✓	✓	✓	✓	✓	✓	✓	✓	✓	✓
9. Safer Communities	NI 47 People killed or seriously injured in road traffic accidents		✓	✓	✗	✗	✓	✓	✗ No target descriptions or targets identified	✗	✓	✗

## LAA designated indicators (continued)

Priority	National Indicator	Approved by Thematic Board?	Baseline	Targets	APB baseline	APB targets	Risks identified	EIA required	In-year targets		In-year milestones/ actions included	
									LAA	APB	Lead partner	Contributory partner
10. Children and Young People	NI 56 Obesity in primary school age children in Year 6	Children & Young People approved 09/07/09	✓	✓	✗	✗	✓	✓	✗ Target descriptions listed but no targets set	✗	✓	✓
11. Children and Young People	NI 110 Young people's participation in positive activities		✓	✓	✗	✗	✓	✓	✓	✗	✓	✗
12. Children and Young People	NI 111 First time entrants to the Youth Justice System aged 10-17		✓	✓	✗	✗	✓	✓	✓	✗	✓	✗
13. Children and Young People	NI 112 Under 18 conception rate		✓	✓	✓	✗	✓	✗ Development of EIA to be informed by sexual health needs assessment being carried out by PCTs	✗ Target descriptions listed but no targets set	✗	✓	✗
14. Children and Young People	NI 115 Substance misuse by young people		✓	✓	✗	✗	✓	✓	✓	✗	✓	✗
15. Children and Young People	NI 117 16 to 18 olds who are not in education, employment and training (NEET)		✓	✓	✗	✗	✓	✓	✓	✗	✓	✗

## LAA designated indicators (continued)

Priority	National Indicator	Approved by Thematic Board?	Baseline	Targets	APB baseline	APB targets	Risks identified	EIA required	In-year targets		In-year milestones/ actions included	
									LAA	APB	Lead partner	Contributory partner
16. Adult Health and Wellbeing	NI 120 All-age all cause mortality rate	Health and Well-being meeting 24/07/09	✓	✓	x	x	✓	✓	x Quarterly data not available, no other in year targets identified	x	✓	x
17. Adult Health and Wellbeing	NI 121 Mortality rate from all circulatory diseases at ages under 75		✓	✓	x	x	✓	✓		x	✓	x
18. Adult Health and Wellbeing	NI 123 Stopping smoking		✓	✓	x	x	✓	✓	✓	x	✓	x
19. Adult Health and Wellbeing	NI 125 Achieving independence for older people through rehabilitation/intermediate care		✓	✓	x	x	✓	✓	✓	x	✓	x
20. Adult Health and Wellbeing	NI 130 Social Care clients receiving Self Directed Support (Direct Payments and Individual Budgets – adults all ages)		✓	✓	x	x	✓	✓	✓	x	✓	x
21. Adult Health and Wellbeing	NI 135 Carers receiving needs assessment or review and a specific carer's service, or advice and information		✓	✓	x	x	✓	x	✓	x	✓	x

Priority	National Indicator	Approved by Thematic Board?	Baseline	Targets	APB baseline	APB targets	Risks identified	EIA required	In-year targets		In-year milestones/ actions included	
									LAA	APB	Lead partner	Contributory partner
22. Tackling exclusion and promoting equality	NI 141 Percentage of vulnerable people achieving independent living		✓	✓	✗	✗	✓	✓	✗ To be developed during 2009/10	✗	✓	✗

## LAA designated indicators (continued)

Priority	National Indicator	Approved by Thematic Board?	Baseline	Targets	APB baseline	APB targets	Risks identified	EIA required	In-year targets		In-year milestones/ actions included	
									LAA	APB	Lead partner	Contributory partner
23. Tackling exclusion and promoting equality	NI 142 Percentage of vulnerable people who are supported to maintain independent living	Health and Well-being meeting 24/07/09	✓	✓	✗	✗	✓	✓	✗ To be developed during 2009/10	✗	✓	✗
24. Tackling exclusion and promoting equality	NI 153 Working age people claiming out of work benefits in the worst performing neighbourhoods	Business, Enterprise & Culture approved 07/07/09	✓	✓	✓	✓	✓	✓	✓	✗	✓	✓
25. Local Economy	NI 154 Net additional homes provided	Environmental Sustainability approved 08/07/09	✓	✓	✗	✗	✓	✓	✗ Not cost effective to develop and monitor in-year	✗	✓	✗
26. Tackling exclusion and promoting equality	NI 155 Number of affordable homes delivered (gross)		✓	✓	✓ Defined for some, not all	✓ Set for 2009/10 only	✓	✓	✗ Unpredictability of market conditions makes it very difficult to set in-year targets	✗	✓	✗

Priority	National Indicator	Approved by Thematic Board?	Baseline	Targets	APB baseline	APB targets	Risks identified	EIA required	In-year targets		In-year milestones/ actions included	
									LAA	APB	Lead partner	Contributory partner
27. Tackling exclusion and promoting equality	NI 156 Number of households living in temporary accommodation	Health and Well-being meeting 24/07/09	✓	✓	x	x	✓	✓	✓	x	✓	x

## LAA designated indicators (continued)

Priority	National Indicator	Approved by Thematic Board?	Baseline	Targets	APB baseline	APB targets	Risks identified	EIA required	In-year targets		In-year milestones/ actions included	
									LAA	APB	Lead partner	Contributory partner
28. Local Economy	NI 163 Proportion of population aged 19-64 for males and 19-59 for females qualified to Level 2 or higher	Business, Enterprise & Culture responsibility	✓	✓	x	x	✓	✓	x Data published annually, no other in year targets identified	x	✓	x
29. Local Economy	NI 164 Proportion of population aged 19-64 for males and 19-59 for females qualified to Level 3 or higher	Not yet approved – to be done electronically	✓	✓	x	x	✓	✓		x	✓	x
30. Local Economy	NI 168 Principal roads where maintenance should be considered	Environmental Sustainability approved 08/07/09	✓	✓	x	x	✓	✓	x Data surveyed annually, no other in year targets identified	x	✓	x
31. Local Economy	NI 169 Non-principal classified roads where maintenance should be considered		✓	✓	x	x	✓	✓		x	✓	x
32. Local Economy	NI 171 New business registration rate	Business, Enterprise & Culture approved 07/07/09	✓	✓	x	x	✓	✓	✓	x	✓	x

### LAA designated indicators (continued)

Priority	National Indicator	Approved by Thematic Board?	Baseline	Targets	APB baseline	APB targets	Risks identified	EIA required	In-year targets		In-year milestones/ actions included	
									LAA	APB	Lead partner	Contributory partner
33. Environmental Sustainability	NI 186 Per capita reduction in CO2 emissions in the Local Authority area	Environmental Sustainability approved 08/07/09	✓	✓	x	x	✓	✓	✓	x	✓	✓
34. Environmental Sustainability	NI 191 Residual household waste per household		✓	✓	x	x	✓	x But one will be required when single refuse collection contract procured	✓	x	✓	x

## LAA non-designated/local indicators

Priority	National Indicator	Approved by Thematic Board?	Baseline	Targets	APB baseline	APB targets	Risks identified	EIA required	In-year targets		In-year milestones/ actions included	
									LAA	APB	Lead partner	Contributory partner
35. Safer Communities	Reported incidents of ASB	Safer and Stronger meeting 17/07/09	✓	✗	✗	✗	Included in LAA priority 5	Included in LAA priority 5	✗	✗	Included in LAA priority 5	Included in LAA priority 5
36. Safer Communities	Increase in proportion of non-Police referrals to the Cheshire DAFSUs and MARACs		✓	✗	✗	✗	Included in LAA priority 7	Included in LAA priority 7	✗	✗	Included in LAA priority 7	Included in LAA priority 7
37. Safer Communities	Alcohol arrest referrals		✓	✗	✗	✗	Included in LAA priority 4	Included in LAA priority 4	✗	✗	Included in LAA priority 4	Included in LAA priority 4
38. Safer Communities	(Anti-social behaviour – criminal damage)		✓	✗	✗	✗	Included in LAA priority 5	Included in LAA priority 5	✗	✗	Included in LAA priority 5	Included in LAA priority 5
39. Children and Young People – <i>Be Healthy</i>	NI 56 Obesity in primary school age children in Year 6 (DCSF DSO)  ( <i>Looked after children – proxy measure</i> )	Children & Young People responsibility										
40. Children and Young People – <i>Make a positive contribution</i>	NI 110 Young people's participation in positive activities (PSA 14)	Not yet developed										

Priority	National Indicator	Approved by Thematic Board?	Baseline	Targets	APB baseline	APB targets	Risks identified	EIA required	In-year targets		In-year milestones/ actions included	
									LAA	APB	Lead partner	Contributory partner
	<i>(Looked after children – proxy measure)</i>											

**LAA non-designated/local indicators (continued)**

Priority	National Indicator	Approved by Thematic Board?	Baseline	Targets	APB baseline	APB targets	Risks identified	EIA required	In-year targets		In-year milestones/ actions included	
									LAA	APB	Lead partner	Contributory partner
41. Children and Young People – <i>Make a positive contribution</i>	NI 111 First time entrants to the Youth Justice System aged 10-17 (PSA 14) <i>(Looked after children – proxy measure)</i>	Children & Young People responsibility  Not yet developed										
42. Children and Young People – <i>Make a positive contribution</i>	NI 112 Under 18 conception rate (PSA 14) <i>(Looked after children – proxy measure)</i>											
43. Children and Young People – <i>Make a positive contribution</i>	NI 115 Substance misuse by young people (PSA 14) *											
44. Children and Young People – <i>Economic Wellbeing</i>	NI 117 16 to 18 olds who are not in education, employment and training (NEET) (PSA 14) *											

**LAA non-designated/local indicators (continued)**

Priority	National Indicator	Approved by Thematic Board?	Baseline	Targets	APB baseline	APB targets	Risks identified	EIA required	In-year targets		In-year milestones/ actions included	
									LAA	APB	Lead partner	Contributory partner
45. Adult Health and Wellbeing	NI 134 The number of emergency bed days per head of weighted population (DH DSO)  Emergency bed days for those 75 and over (current LAA sub outcome)	Health and Well-being meeting 24/07/09	✓	✓	✗	✗	✗	✗	✗	✗	✗	✗
46. Adult Health and Wellbeing	C32 Older people only Proxy for NI 136 People supported to live independently through social services (all adults) (PSA 18)		✓	✓	✗	✓	✓	✗ Schemes and allocation policies designed to promote equality	✓	✓ Ellesmere Port and Winsford APBs only in 2009/10	✓ Only 1 action around new extra care schemes	✗
47. Adult Health and Wellbeing	NI 137 Healthy life expectancy at age 65	Health and Well-being meeting 24/07/09										
48. Adult Health and Wellbeing	Mental health – number of organisations adopting the Mental Health Employment Charter	Not yet developed										

**LAA non-designated/local indicators (continued)**

Priority	National Indicator	Approved by Thematic Board?	Baseline	Targets	APB baseline	APB targets	Risks identified	EIA required	In-year targets		In-year milestones/ actions included	
									LAA	APB	Lead partner	Contributory partner
49. Adult Health and Wellbeing	NI 39 Rate of hospital admissions for alcohol related harm per 100,000 population	Health and Well-being meeting 24/07/09	✓	✓	x	x	✓	✓	x	x	✓	x
50. Local Economy	Increase the value of the Cheshire visitor economy (STEAM)	Business, Enterprise & Culture approved 07/07/09	✓	✓	x	x	✓	x Visit Chester and Cheshire have an Equality Impact Assessment form already developed	✓	x	✓	x
51. Local Economy	Enterprise development – new social enterprises demonstrating growth after 12 months		✓	✓ 2009/10 x 2010/11	x	x	✓	✓	✓	x	✓	x

**LAA non-designated/local indicators (continued)**

Priority	National Indicator	Approved by Thematic Board?	Baseline	Targets	APB baseline	APB targets	Risks identified	EIA required	In-year targets		In-year milestones/ actions included	
									LAA	APB	Lead partner	Contributory partner
52. Local Economy	NI 171 New business registration rate – Ellesmere Port only	Business, Enterprise & Culture approved 07/07/09	✓	✓	✓	✓	✓	✓	✓	✓	✓	✗
53. Environmental sustainability	NI 192 Percentage of household waste sent for refuse, recycling and composting (DEFRA DSO)	Environmental Sustainability approved 08/07/09	✓	✓	✗	✗	✓	✗ But one will be required when single refuse collection contract procured	✗ Issues with timeliness of data provided by third parties – upto 3 months in arrears	✗	✓	✗

### Example of LAA Performance Reward Score

The table below illustrates the reward grant calculations that will be applied for all 34 of our 'designated' LAA targets.

Indicator	Baseline	Target	Outturn Performance	Performance Score	Actual score in calculator
NI 4	26.7%	28.0%	28.0%	100	100
NI 18	23.8%	26.8%	25.0%	40	40
NI 32	31.00%	25.00%	24.0%	-	100 <sup>1</sup>
NI 110	70.2%	75.0%	73.1%	60	60
NI 125	73.0%	74.0%	74.0%	100	100
<b>Overall average performance score</b>					<b>80%</b>

Based on the above table a total of all 5 reward scores (400) divided by 5 would equal 80% reward entitlement. Using the DCLG table shown in paragraph of the main report, 80% reward entitlement equates to 70% reward grant.

As highlighted in the main report, given the demanding nature of our LAA it is likely that whilst some targets will achieve significant improvement, others may have limited progress within the LAA three year timescale. In the example below, the majority of the indicators have improved, yet the overall score falls below the 60% average threshold point and therefore no reward grant would be earned.

6 indicators score 100	600
15 indicators score 70	1050
6 indicators score 50	300
3 indicators score 25	75
4 indicators score nil	0
<b>Total for 34 indicators</b>	<b>2025</b>
<b>Average performance score</b>	<b>59.6</b>

<sup>1</sup> Where performance is better than the target, the score is reset to 100%