

## LAA Target Attainment Summary (July 2010)

<b>DESIGNATED TARGETS</b> <i>(26 indicators assessed out of a possible 34)</i>			
Target attainment:	8	<b>RED</b>	31%
	3	<b>AMBER</b>	11%
	15	<b>GREEN</b>	58%
<b>Performance Assessment</b>			
<b>DESIGNATED TARGETS</b> <i>(based on 20 indicators)</i>			
PwC benchmarked position:	8	Top Quartile	40%
	6	2nd Quartile	30%
	5	3rd Quartile	25%
	1	Bottom Quartile	5%
<b>Performance Assessment</b>			
<b>DESIGNATED TARGETS</b> <i>(23 indicators assessed)</i>			
Direction of travel:	4	Negative	17%
	2	Static	9%
	17	Positive	74%
<b>Performance Assessment</b>			

<b>NON-DESIGNATED TARGETS</b> <i>(8 indicators assessed out of a possible 9)</i>			
Target attainment:	1	<b>RED</b>	12%
	2	<b>AMBER</b>	25%
	5	<b>GREEN</b>	63%
<b>Performance Assessment</b>			

### **Target attainment:**

Red indicates target not achieved

Marginal target failure

Green indicates target achieved

### **Performance Assessment:**

Pink indicates poor performance










Yellow indicates satisfactory performance

Green indicates high performance









Cheshire West & Chester LAA 2009/10 Outturn & Target Attainment Report  
(14<sup>th</sup> July 2010 - subject to change)

Priority	National Indicator	Improvement Target 2009/10	Lead Partner	Outturn 2009/10	Target Attainment	Direction of Travel
<b>Designated Improvement Targets:</b>						
1). Stronger Communities	NI 4 % of people who feel they can influence decisions in the locality	28.00%	Cheshire West & Chester	31%	☺	+
2). Stronger Communities	NI 8 Adult participation in sport and active recreation	26.79%		25.6%	☹	-
3). Safer Communities	NI 18 Adult re-offending rates for those under probation supervision	-5.18%	Cheshire Probation Service	<i>Data not available until Aug 2010</i>	N/A	N/A
4). Safer Communities	NI 20 Assault with injury crime rate	-4% reduction from baseline (2175 crimes)	Cheshire Constabulary; Cheshire Police Authority	2164 crimes	☺	+
5). Safer Communities	NI 21 Dealing with local concerns about anti-social behaviour and crime by the local councils and police	28.7%	Cheshire West & Chester	28.4%	☹	+
6). Safer Communities	NI 30 Re-offending rate of prolific and priority offenders	243 offences (16% reduction)	Cheshire Probation Service	<i>Data not available until Sep 2010</i>	N/A	N/A
7). Safer Communities	NI 32 Repeat incidents of domestic violence	25.00%	Cheshire Constabulary	25.00%	☺	+
8). Safer Communities	NI 33 Arson incidents	Primary: 276 (8.4) Secondary: 757 (23.1) All: 1033 (31.5)	Cheshire Fire and Rescue Service	Primary: 215 (6.5) Secondary: 669 (20.36) All: 884 (26.9)	☺	+
9). Safer Communities	NI 47 People killed or seriously injured in road traffic accidents	214		198	☺	+
10). Children & Young People	NI 56 Obesity in primary school age children in Year 6 (based on Western Cheshire PCT)	17.20%	NHS Western Cheshire	<i>Data not available until Dec 2010</i>	N/A	N/A









Cheshire West & Chester LAA 2009/10 Outturn & Target Attainment Report  
(14<sup>th</sup> July 2010 - subject to change)

Priority	National Indicator	Improvement Target 2009/10	Lead Partner	Outturn 2009/10	Target Attainment	Direction of Travel
11). Children & Young People	NI 110 Young people's participation in positive activities	75.0%	Connexions (Cheshire West & Chester)	67.0%		N/A
12). Children & Young People	NI 111 First time entrants to the Youth Justice System aged 10-17	529 = 1588 per 100,000	Cheshire Youth Offending Team	256		N/A
13). Children & Young People	NI 112 Under 18 conception rate	163 = 27 per 1,000 (26% decrease)	Cheshire West & Chester	<i>Data not available until February 2011</i>	N/A	N/A
14). Children & Young People	NI 115 Substance misuse by young people	10.0%		10.2%		N/A
15). Children & Young People	NI 117 16 to 18 year olds who are not in education, employment and training (NEET)	4.0%	Connexions (Cheshire West & Chester)	5.4%		=
16). Adult Health & Wellbeing	NI 120 All-age all cause mortality rate (based on Western Cheshire PCT)	Male: 618 Female: 450	NHS Western Cheshire	Male: 606 Female: 460 (provisional)		+
17). Adult Health & Wellbeing	NI 121 Mortality rate from all circulatory diseases at ages under 75 (based on Western Cheshire PCT)	57.91		60.3 (provisional)		+
18). Adult Health & Wellbeing	NI 123 Stopping smoking (based on Western Cheshire PCT)	897		962 per 100k		+
19). Adult Health & Wellbeing	NI 125 Achieving independence for older people through rehabilitation/intermediate care	74.00%	NHS Western Cheshire; Cheshire West & Chester	83.2%		+
20) Adult Health & Wellbeing	NI 130 Social care clients receiving Self Directed Support (direct payments and individual budgets - adults all ages)	30% (2830)	Cheshire West & Chester	17.2% (1648)		+




Cheshire West & Chester LAA 2009/10 Outturn & Target Attainment Report  
(14<sup>th</sup> July 2010 - subject to change)

Priority	National Indicator	Improvement Target 2009/10	Lead Partner	Outturn 2009/10	Target Attainment	Direction of Travel
21). Adult Health & Wellbeing	NI 135 Carers receiving needs assessment or review and a specific carer's service, or advice and information	48.00%		29%		-
22). Tackling exclusion & promoting equality	NI 141 % of vulnerable people achieving independent living	72.00%		73.17%		+
23). Tackling exclusion & promoting equality	NI 142 % of vulnerable people who are supported to maintain independent living	98.00%		99.09%		+
24). Tackling exclusion & promoting equality	NI 153 Working age people claiming out of work benefits in the worst performing neighbourhoods	29.34%	Jobcentre Plus	30.4% (Feb 2010)		-
25). Local Economy	NI 154 Net additional homes provided	704	Cheshire West & Chester	733		+
26). Tackling exclusion & promoting equality	NI 155 Number of affordable homes delivered (gross)	275		385		+
27). Tackling exclusion & promoting equality	NI 156 Number of households living in temporary accommodation	56		22		+
28). Local Economy	NI 163 Proportion of population aged 19-64 for males and 19-59 for females qualified to Level 2 or higher	78.70% (2010)	Cheshire West & Chester	<i>Data not available until Dec 2010</i>	N/A	N/A
29). Local Economy	NI 164 Proportion of population aged 19-64 for males and 19-59 for females qualified to Level 3 or higher	58.70% (2010)				N/A
30). Local Economy	NI 168 Principal roads where maintenance should be considered	3.00%		3%		=

Cheshire West & Chester LAA 2009/10 Outturn & Target Attainment Report  
(14<sup>th</sup> July 2010 - subject to change)

Priority	National Indicator	Improvement Target 2009/10	Lead Partner	Outturn 2009/10	Target Attainment	Direction of Travel
31). Local Economy	NI 169 Non-principal roads where maintenance should be considered	3.00%		5%		-
32). Local Economy	NI 171 New business registration rate	110.60%		<i>Data not available until Dec 2010</i>	N/A	N/A
33). Environmental Sustainability	NI 186 Per capita reduction in CO2 emissions in the local authority area	9.6% <small>(7.8% national influence, 1.77% local influence, 10.45t per capita, 61,250 CO2 saved)</small>		<i>Data not available until Jan 2011</i>	N/A	N/A
34). Environmental Sustainability	NI 191 Residual household waste per household	621 kg		601.15 kg (provisional)		+
<b>Non-designated (local) Improvement Targets:</b>						
36). Safer Communities	Increase in proportion of NON-Police referrals to the Cheshire DAFSUs and MARACs	32%	Cheshire West & Chester	35%		N/A
38). Safer Communities	Anti-social behaviour – criminal damage	5242 <small>(5% decrease from 08/09 target)</small>	Cheshire West & Chester	4430 (provisional)		N/A
46). Adult Health & Wellbeing	C32 Older people only proxy for NI 136 People supported to live independently through Social Services (all adults)	3048	NHS Western Cheshire	2,975		N/A
48). Adult Health & Wellbeing	Mental Health – number of organisations adopting the Mental Health Employment Charter	6	NHS Western Cheshire	7		N/A
49). Adult Health & Wellbeing	NI 39 Rate of hospital admissions for alcohol related harm per 100,000 population	1753		1851		N/A
50). Local Economy	Increase the value of the Cheshire visitor economy (STEAM)	£0.74 billion	Cheshire West & Chester	£0.74 billion		N/A

Cheshire West & Chester LAA 2009/10 Outturn & Target Attainment Report  
(14<sup>th</sup> July 2010 - subject to change)

Priority	National Indicator	Improvement Target 2009/10	Lead Partner	Outturn 2009/10	Target Attainment	Direction of Travel
51). Local Economy	Enterprise development – new social enterprises demonstrating growth after 12 months	41		Unavailable	N/A	N/A
52). Local Economy	NI 171 Proxy - New business registration rate (Ellesmere Port only)	69%		74.3%		N/A
53). Environmental Sustainability	NI 192 % of household waste sent for refuse, recycling and composting	49.00%		47.95% (provisional)		N/A
<b>Statutory Indicators for attainment and early years:</b>						
Children & Young People – Enjoy and Achieve	NI 72 Achievement of at least 78 points across the Early Years Foundation Stage with at least 6 in each of the scales in Personal Social and Emotional Development and Communication, Language and Literacy	60.6%	Cheshire West & Chester	Unavailable	<i>2009/10 Academic Year Data available Sep 2010</i>	
	NI 73 Achievement at Level 4 or above in both English and Maths at Key Stage 2 (Threshold)	80%				
	NI 75 Achievement of 5 or more A* to C grades at GCSE or equivalent including English and Maths (Threshold)	58%				
	NI 87 Secondary school persistent absence rate	5.2%	Cheshire West & Chester	6.4%		
	NI 92 Narrowing the gap between the lowest achieving 20% in the Early Years Foundation Stage Profile and the rest	28%	Cheshire West & Chester	Unavailable	<i>2009/10 Academic Year Data available Sep 2010</i>	

Cheshire West & Chester LAA 2009/10 Outturn & Target Attainment Report  
(14<sup>th</sup> July 2010 - subject to change)

Priority	National Indicator	Improvement Target 2009/10	Lead Partner	Outturn 2009/10	Target Attainment	Direction of Travel
	NI 93 Progression by 2 Levels in English between Key Stage 1 and Key Stage 2	89%				
	NI 94 Progression by 2 Levels in Maths between Key Stage 1 and Key Stage 2	86%				
	NI 99 Children in care reaching Level 4 in English at Key Stage 2	36.8%				
	NI 100 Children in care reaching Level 4 in Maths at Key Stage 2	47.4%				
	NI 101 Children in care achieving 5 A* to C GCSEs or equivalent at Key Stage 4 (including English and Maths)	18.2%				